

Table of Contents

Agenda..... 2

Consent Agenda 5

Audit Presentation 9

2024 Road Resurfacing RFP 25

Deputy and WCFD Reports..... 30



Town of Cedar Point
Regular Meeting
Tuesday, January 23, 2024

Board Members

Scott Hatsell, Mayor | Gary Bray, Mayor Pro Tem | Josh Reilly, Commissioner
Pam Castellano, Commissioner | John Nash, Commissioner | Frankie Winberry, Commissioner

- I. Call to Order/Invocation/Pledge** Mayor Scott Hatsell
Town Manager Rief will provide the Invocation followed by the Pledge of Allegiance

Mayor's Remarks

II. Agenda and Consent Agenda

The Town Clerk respectfully submits to the Board, the Regular Agenda and the below consent items, which are considered to be of general agreement and of little or no controversy. These items may be voted on as a single group without Board discussion or if so desired, the Board may request to remove any item(s) from the consent agenda and placed for consideration separately.

Consent Items:

- a. December 19, 2023 Regular Meeting Minutes

III. FY 2022-2023 Audit Presentation

*Austin Eubanks, of Thompson, Price, Adams & Scott PA Audit Firm will present. **Action Needed:***

1. Motion to approve the FY 2022-2023 Audit
2. Motion to approve the LGC Letter

IV. 2024 Road Resurfacing RFP

RFP for the Repair and Repave Bluff Road, Dora Court, and Emma Court

Action Needed:

1. Motion to approve the RFP

V. Deputy & WCFD Reports

VI. Manager's Report/Comments

VII. Town Clerk Report

VIII. Public Comment

IX. Board Comments

X. Adjournment

The next regularly scheduled meeting will be held on Tuesday, February 27, 2024 at 6:30 PM.

Tab 2 Consent Agenda



Town of Cedar Point Board of Commissioners
Regular Meeting
December 19, 2023

The Town of Cedar Point Board of Commissioners held their regularly scheduled monthly meeting on Tuesday, December 19, 2023 at 6:30 PM at Town Hall. Mayor Pro Tem Nash determined a quorum to be present and opened the meeting.

PRESENT: Commissioners Reilly, Bray, Nash, Winberry, Town Manager Rief, Town Attorney Whitford, Deputy Nakamura Town Clerk Calhoun

ABSENT: Mayor Hatsell, Commissioner Castellano

Pastor David Harper, Cedar Point Pentecostal Church provided the Invocation, followed by Mayor Pro Tem Nash leading the Pledge of Allegiance.

The Agenda and Consent Agenda, consisting of the November 16, 2023 Agenda Work Session Meeting Minutes and the 2024 Meeting Schedules was presented for Board consideration and approval. Commissioner Reilly made a **Motion** to approve the Agenda with the added item and the Consent Agenda as presented. The Motion carried 4-0.

A Public Hearing for a Special Use Permit Application (SUP-2023-05) was the next agenda item. Commissioner Bray made a **Motion** to open the Public Hearing. The Motion carried 4-0. The applicant, Mr. Kevin Talbert, was unable to attend this meeting due to a family emergency. The meeting was continued to January 18, 2024. Commissioner Winberry made a **Motion** to continue the meeting until the January 18, 2024 Agenda Work Session. Commission Reilly voted Nay, the Motion carried 3-1.

The next agenda item concerned a street renaming. Mr. Rief presented a brief overview of a section of White Oak Street in the Town's ETJ. This portion of the street was unpaved and presented a safety hazard as it's no longer safe for vehicular traffic. The renaming of the street (to include into Circle Drive) would cause about 50% of the existing addresses to be changed. A petition must be signed by residents (which is a mix of Town residents and ETJ residents). The County must hear and discuss this matter at a public hearing. Commissioner Reilly made a **Motion** to approve the renaming of that portion of the street to Circle Drive. The Motion carried 4-0.

40 A Text Amendment to the Code of Ordinances was presented next for Board consideration. Text
41 Amendment TA-2023-04 would add the service of White Goods pickup throughout the Town as
42 well as the yard debris pickup. The yard debris pickup would be conducted 6 times per year,
43 during the odd number months. The Town will be divided into 4 quadrants, each quadrant will
44 be picked up Mondays. For example, Quadrant 1 would be picked up on the first Monday of the
45 month, Quadrant 2 would be picked up the second Monday. If a holiday happens to fall on a
46 Monday during the yard debris cleanup month, then the pickup day would be Tuesday of that
47 week. As for White Goods pickup, town staff would collect washers, dryers, stoves, dishwashers
48 and refrigerators. An online fillable application for White Goods Pickup will be placed on the
49 website and residents can schedule pickup via the website. An ordinance outlining these
50 amendments was presented to the Board. Commissioner Winberry made a **Motion** to approve
51 the Text Amendment to the Cedar Point Code of Ordinances adding the additional yard debris
52 cleanup and the White Goods Pickup services. The Motion carried 4-0.

53
54 Deputy Nakamura presented his report and stated that vehicular traffic and pedestrian traffic has
55 increased. He reminded everyone to telephone the Sheriff's department using 911 if it's an
56 emergency or the non-emergency number of 252-726-1911. Town Clerk Calhoun will also post
57 this reminder on social media.

58
59 Mr. Rief presented his Manager's Report, noting that a Public Works Director has been hired.
60 Manny Colott comes to us from a maintenance supervisor position on the Island. The Town is
61 still a drop off location for toys, however, we will no longer be conducting the large annual
62 pickup as in years past. A total 6 boxes of toys were collected in Town Hall this year. The
63 kayak launch parking lot and walkway are still under construction, and this work may extend
64 into early January. The nor'easter that came through this past weekend caused many downed
65 trees and Public Works staff has been busy with cleanup of these trees. There was a Board of
66 Adjustment meeting on December 6, 2023, which concerned an appeal of the Town Manager's
67 decision. The Board of Adjustment affirmed the Town's decision. Our contract for IT services
68 with Computer Warriors was funded through ARPA funds the Town received. This contract is
69 now up for renewal and the rates have increased. In an effort to save money, Mr. Rief proposed
70 deleting the cedarpointnc.org email addresses assigned to the Board, as they are using their
71 personal email addresses. The Board agreed that this was a good idea. A Zoning Permit was
72 received from Carteret Healthcare to begin construction on their hospital building adjacent to the
73 Villas of Magens Bay. A sediment and erosion control permit has been secured and the land is
74 to be cleared. A 40' natural vegetative setback is required per the UDO. It's time for the annual
75 Board retreat, and the location will be the same as in the past, at The Islander. The February
76 dates are all Fridays, the 2nd, 9th, 16th, and 23rd. Town Clerk Calhoun will reach out to The
77 Islander to find out their availability.

78
79 Eastern Carolina Council on Government has notified Town Clerk Calhoun that it's time to
80 select a new representative from the Board. Commissioner Nash has volunteered to service as
81 Cedar Point's representative.

82
83 There being no further business to discuss, the meeting was adjourned. Commissioner Winberry
84 made a **Motion** to adjourn the meeting. The Motion carried 4-0.

85 The meeting Adjourned at 9:16 PM

86

87

88

89

90

91

92

93

94

95

96

97

98

99

100

101

102

John Nash, Mayor Pro Tem

Jayne Calhoun, Town Clerk

DRAFT

Tab 3 FY 2022-2023 Audit Presentation

TOWN OF CEDAR POINT
AUDIT PRESENTATION
FOR THE YEAR ENDED JUNE 30, 2023



Thompson, Price, Scott, Adams & Co., P.A.
4024 Oleander Drive Suite 103
Wilmington, North Carolina 28403
Telephone (910) 799-4872
Fax (910) 239-8294

TOWN OF CEDAR POINT REQUIRED COMMUNICATIONS

<u>Area</u>	<u>Comments</u>
Responsibilities Under Generally Accepted Auditing Standards, <u>Government Auditing Standards</u>, OMB Uniform Guidance, and the State Single Audit Implementation Act.	
Design the audit to provide reasonable assurance that the financial statements are free of material error and in compliance with government regulations.	<ul style="list-style-type: none">• Accomplished. No material error noted.
Perform all planned procedures and have complete access to both management and required information.	<ul style="list-style-type: none">• Completed. Our work was not limited in any way.
Communicate significant deficiencies in the internal control.	<ul style="list-style-type: none">• To be discussed at end of presentation.

TOWN OF CEDAR POINT REQUIRED COMMUNICATIONS (CONTINUED)

Area

Comments

Adoption or Change in Accounting Policies

Communicate the initial adoption of or a change in an accounting principle which had or is expected to have a significant effect on the financial statements.

- GASB 96 - IT Subscription.

Management Judgment and Accounting Estimates

Assess methodologies used and basis of evidence for matters requiring judgments and estimates.

- Methods used and evidence considered appear to have led to reasonable amounts being included in the financial statements.

Financial statement disclosures

- The financial statement disclosures are neutral, consistent, and clear.

Significant Audit Adjustments or Unrecorded Differences

Communicate significant recorded and unrecorded differences.

- None.

TOWN OF CEDAR POINT REQUIRED COMMUNICATIONS (CONTINUED)

Area

Comments

Disagreements with Management

Communicate any disagreements on financial or reporting matters that, if not satisfactorily resolved, would cause a modification of our report.

- None.

Management Representations

- Management provided a management representation letter.

Consultation with Other Accountants

Communicate consultation that took place with other accountants.

- None to our knowledge.

Prior to Retention Issues

Communicate any major issues that management discussed with the auditor in connection with the retention of the auditor, including the application of accounting principles and auditing standards.

- None.

TOWN OF CEDAR POINT REQUIRED COMMUNICATIONS (CONTINUED)

Area

Comments

Difficulties Encountered Performing the Audit

Any serious difficulties the auditor encountered in dealing with management such as unreasonable delays in providing needed information, unreasonable timetable set by management, or unavailability of client personnel.

- None noted.

Irregularities and Illegal Acts

Communicate the existence of any material irregularities and/or illegal acts determined during the audit.

- None noted.

Other Findings or Issues

- None.

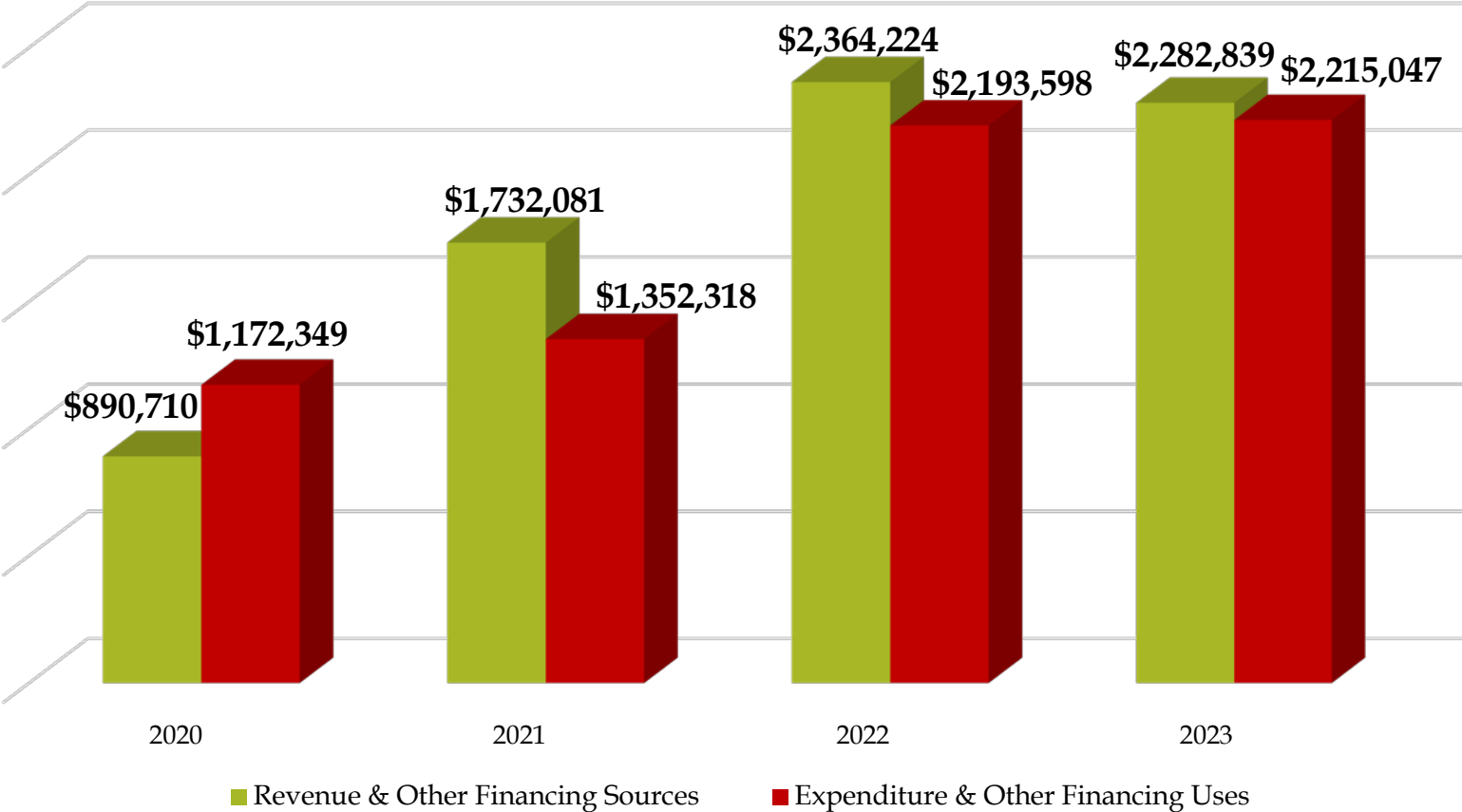
TOWN OF CEDAR POINT GENERAL FUND

Dear Board Members:

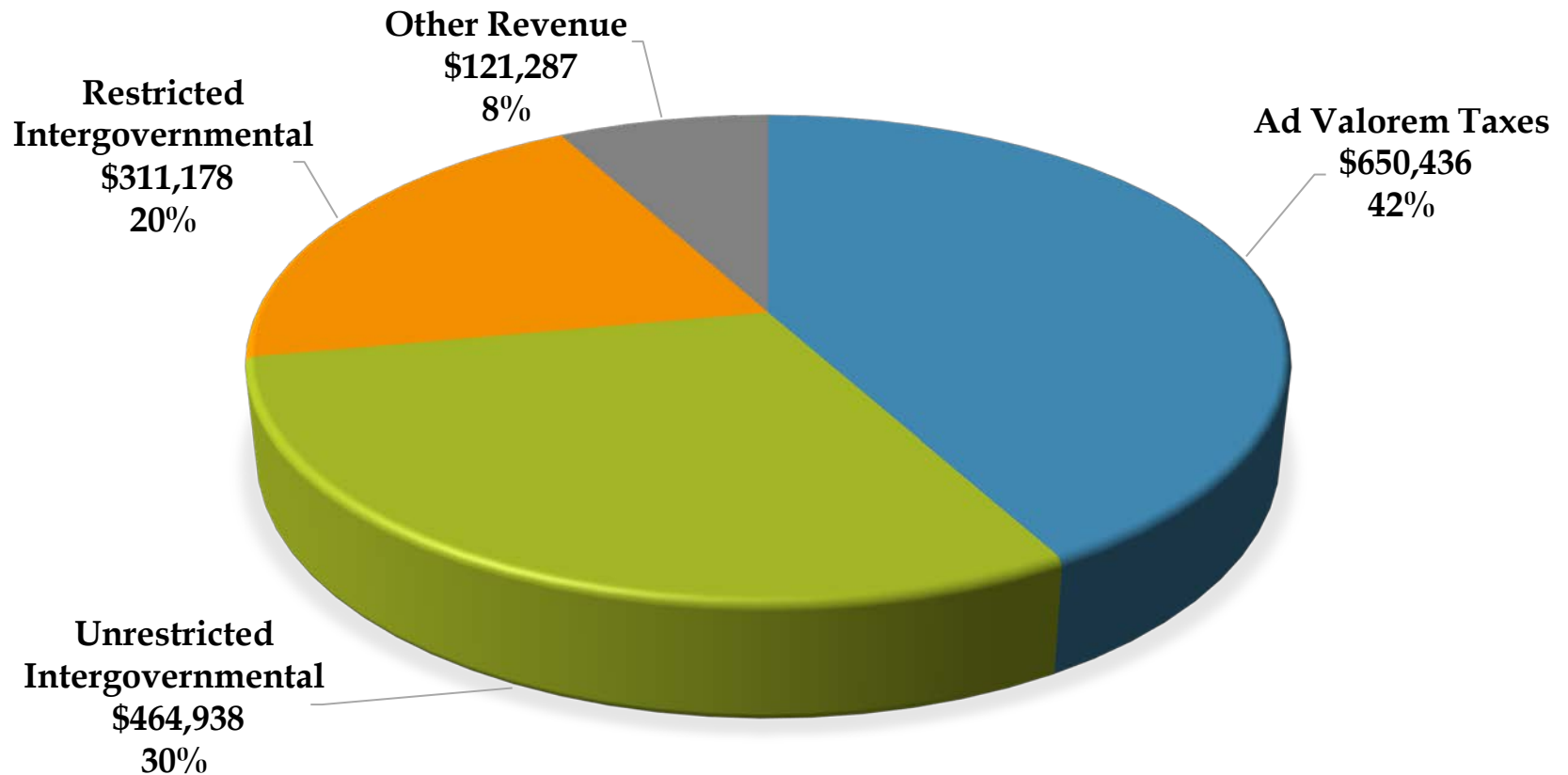
Below is a summarization of some of the key items in the audit report.

		<u>2023</u>
Cash and Cash Equivalents	\$	1,295,628
Restricted Cash and Cash Equivalents	\$	287,970
Total Revenues and Other Financing Sources	\$	2,282,839
Total Expenditures and Other Financing Uses	\$	2,215,047
Net Change	\$	67,792
Minimum Undesignated Fund Balance as Recommended by the Local Government Commission (34% of Total Expenditures)	\$	753,116
Unassigned Fund Balance	\$	1,261,758
Fund Balance Available as a Percentage of General Fund Expenditures		85.27%
Tax Collection Rate		98.08%

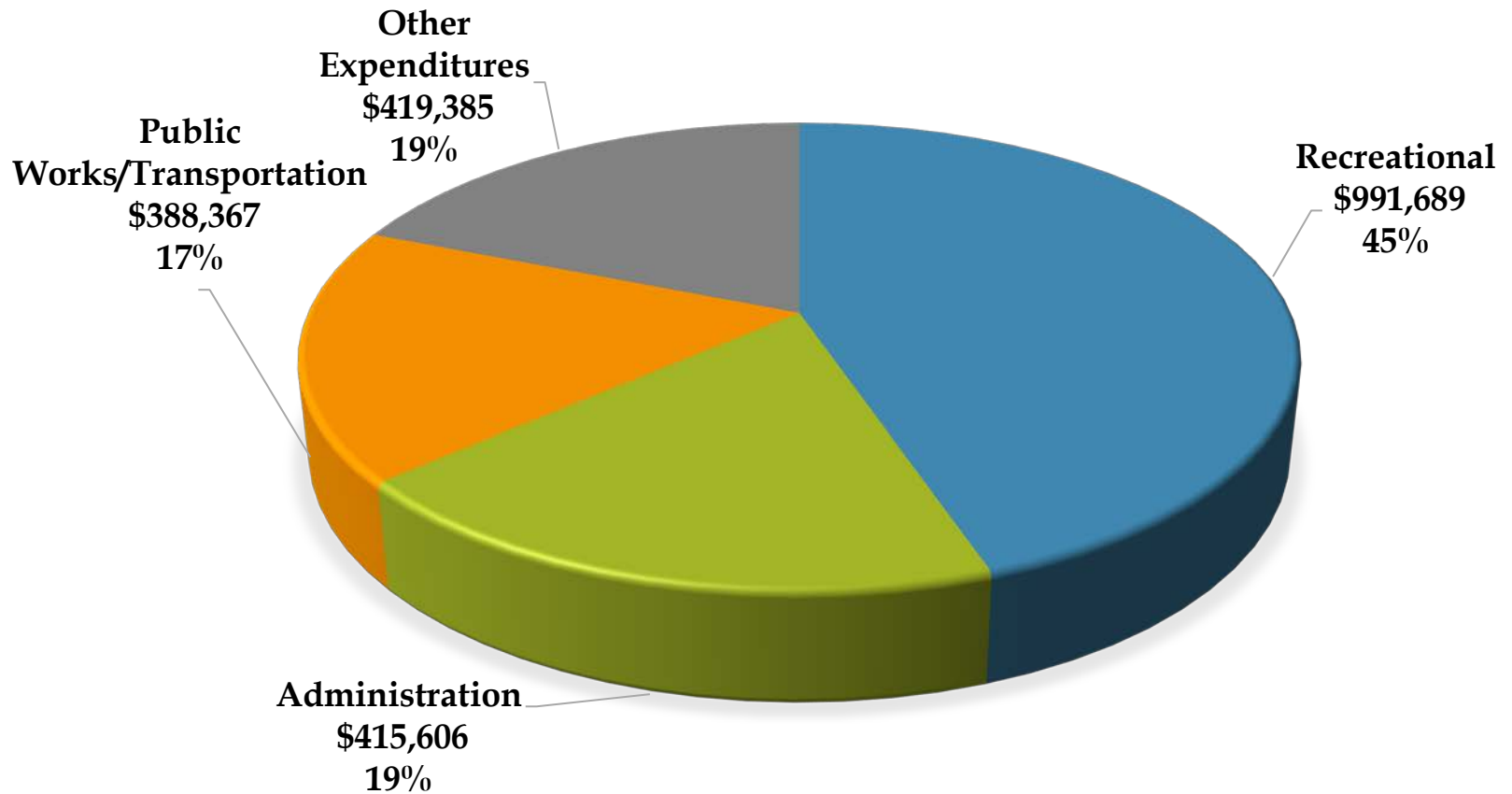
GENERAL FUND OPERATING SUMMARY



TOP 3 REVENUES: GENERAL FUND - OPERATING

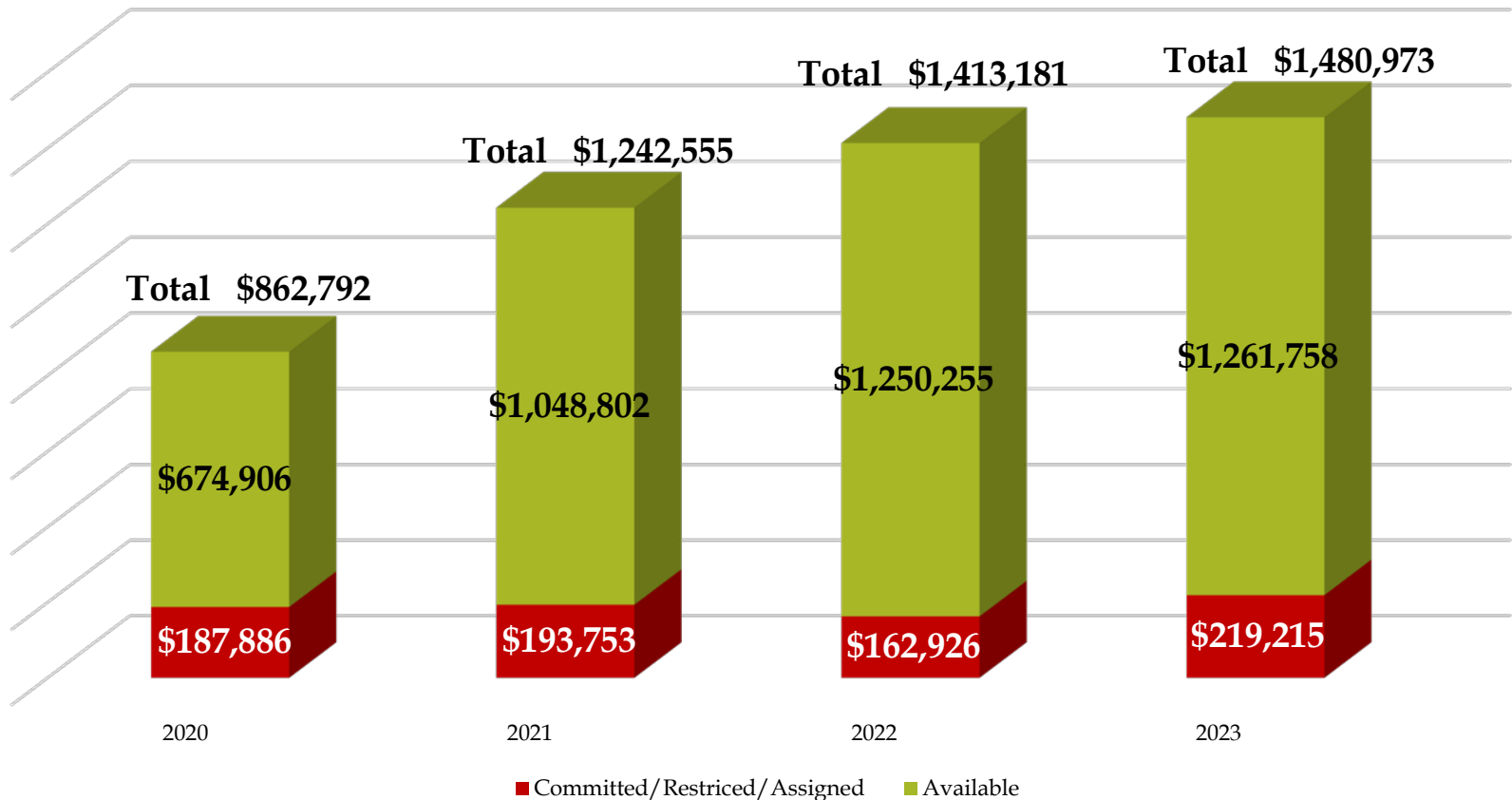


TOP 3 EXPENDITURES: GENERAL FUND - OPERATING



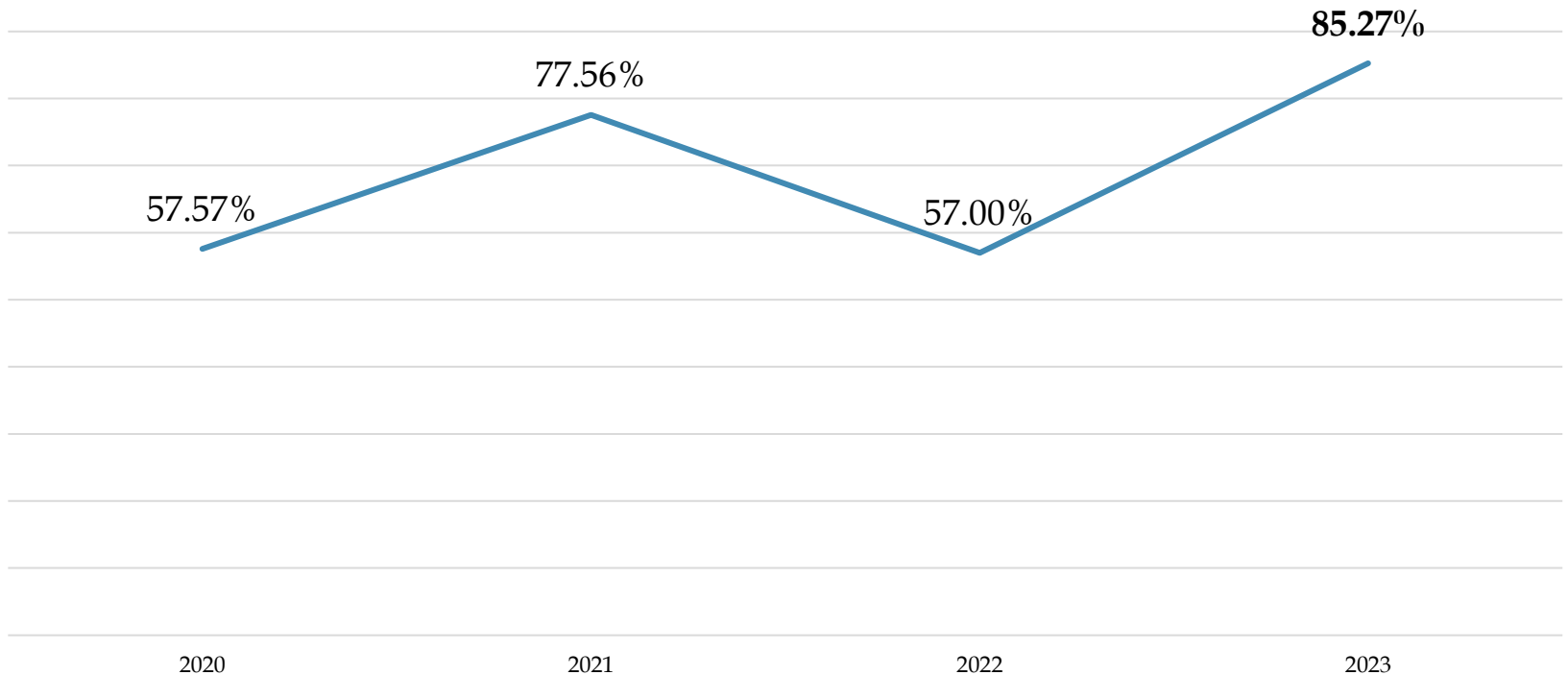
GENERAL FUND

ANALYSIS OF FUND BALANCE



TOWN OF CEDAR POINT

**General Fund's Balance Available as a Percentage of
General Fund Expenditures**



TOWN OF CEDAR POINT

FINANCIAL STATEMENT FINDINGS

Significant Deficiency

Finding: 2023-001 Noncompliance with Budget

Criteria: G.S. 159-28(a) states that no obligation may be incurred in a function accounted for in a fund included in the budget ordinance unless the budget ordinance includes an appropriation authorizing the obligation and an unencumbered balance remains in the appropriation sufficient to pay in the current fiscal year the sums obligated by the transaction for the current fiscal year.

Condition: The Town expended more for the General Fund than was appropriated for in the annual budget ordinance.

Effect: Monies were spent that had not been obligated and appropriated.

Cause: The Town exceeded budget expenditures in the General Fund while budget amendments were not adopted.

Identification of a repeat finding: This is not a repeat finding.

Recommendation: Before an obligation is to incur that will exceed the amount that was previously approved in the budget ordinance, an amendment to the budget should be adopted.

Views of responsible officials and planned corrective actions: The Town will continue to monitor the budgets monthly to ensure compliance.

ADDITIONAL REQUIRED COMMUNICATIONS

Changes to the Audit Process

The Local Government Commission (LGC) will no longer initiate communications about concerns or findings (formerly considered unit letters). They have created a spreadsheet that has to be completed and submitted with the audit report. If that worksheet identifies what they consider a "Financial Performance Indicators of Concern" (FPICs), we are required to communicate those items to the Board.

You are required to submit a response within 60 days of the Board meeting in which the financial statements are presented. The detailed audit response should be presented to the entire Board, and signed by the entire Board, Finance Officer, and Manager.

The following FPIC's were identified on the LGC's transmittal document that we are required to notify you about:

ADDITIONAL REQUIRED COMMUNICATIONS

PERFORMANCE INDICATORS


The self-reported information from your unit's audit report was used to generate the following trends and performance indicators. We have created this Performance Indicator tab to make these indicators available to auditors and local governments when your audit is conducted. If any unit's results are shaded red, the unit must submit a "Response to the Auditor's Findings, Recommendations, and Fiscal Matters" within 60 days from the auditor's board presentation. The response must address all performance indicators shaded in red.

Unit Name:	Cedar Point	Fiscal Year 2023	Explanation of Performance Indicator
Unit Number:	50509		

In the past, units of government have been grouped by population to evaluate ratios and benchmarking (including Fund Balance Available). Beginning with fiscal year 2020, we have grouped units by General Fund expenditures for purposes of evaluating the minimum amount of fund balance a unit needs to operate. A unit's General Fund expenditures proved to be a better correlation to the amount of funds balance needed to operate, especially for units with large higher education or tourism populations. Activity from Debt Service Funds (if applicable) is included in the calculation because these funds typically originate from the General Fund and are transferred to a Debt Service Fund.

The table below lists the thresholds that are used in the analysis of your unit's fiscal health. These thresholds were determined based on an analysis of previous years

	2023	Target		
Did your audit disclose any budget violations at the adopted ordinance level? (Yes or No)	Yes	No over-expenditures	Yes	The unit has expenditures that exceed the legal budget ordinance. This indicates that the unit's purchase order system, contract approval process and / or payment process is not in compliance with North Carolina General Statute 159.
	2023	Target		
The Unit had material weaknesses, significant deficiencies, statutory violations and/or items identified on the <i>TD Info Completed by Auditor</i> tab that should be addressed in the FPIC Response Letter.	Yes		Yes	This indicator identifies whether the unit has any material weaknesses, significant deficiencies, management letter comments or items identified on the <i>TD Info Completed by Auditor</i> tab including 1055, 1056, 1058, 955 and 957, that require a response.



Thank You for the
Opportunity to Work
With You!

Tab 4 RFP Road Resurfacing

CEDAR POINT: REQUEST FOR PROPOSALS TO REPAIR AND REPAVE

SUMMARY

The Town is seeking sealed proposals for the following work:

- Bluff Road
 - Resurface, repairing depressions and worn/damaged edges.
- Dora Court
 - Resurface, repairing worn/damaged road edges
- Emma Court
 - Resurface, repairing worn/damaged road edges

The Town of Cedar Point intends to negotiate a contract with the Contractor offering the best proposal. The goal of such negotiation is to reach agreement on a proposal based on the cost, time for completion, and the quality of previous/similar work completed.

Proposals must be submitted to the Town no later than 5:00 p.m., Tuesday, February 20, 2024 in order to receive consideration. If a contract is not concluded within a thirty (30) day period after receipt of proposals, the Town reserves the right to terminate all negotiations and select another contractor's proposal or issue a new RFP. The contractor shall be able to complete the job no later than June 30, 2024. The Town intends to review all Bids and arrive at a final approval for award at the Cedar Point Board of Commissioners regular meeting scheduled for Tuesday, February 27, 2024 starting at 6:30 PM.

Issuance of this RFP does not commit the Town of Cedar Point to award a contract, or to pay any costs incurred in preparation of a proposal pursuant to this RFP. The Town of Cedar Point reserves the unqualified right to reject any and all Bids and to waive any informality or technicality of a proposal.

SCOPE OF WORK – BLUFF ROAD

Bluff Road

For the depression areas marked by Town Staff (with an "X"), the contractor shall completely remove the asphalt and base, as well as any vegetative matter (roots, stumps, etc) underneath as needed up to a depth of 3 feet. The holes created by the removal of dirt shall be filled or replaced with suitable compacted soil and minimum 6" aggregate base (ABC or STBC, Type B) and be properly packed by mechanical means (i.e. mechanical tamper, etc.). Aggregate base shall extend minimum of 6" beyond road edge. The contractor shall then install a 1.5" layer asphalt patch prior to the overlay listed below.

Mill remainder of existing asphalt surface. Worn/damaged road edges to be repaired as best determined by contractor. Overlay the entire length and width of Bluff Road with 1.5" layer of SF9.5A or S9.5B Asphalt. Final surface layer shall be installed to result in a smooth surface, with no evidence of former depressions, and level transitions to adjoining driveways.

Examples only – See site for extent of repairs needed.



SCOPE OF WORK – EMMA COURT

EMMA COURT

Mill existing asphalt surface and previous overlay. Worn/damaged road edges to be repaired as best determined by contractor. Overlay the entire length and width of Emma Court with minimum 1.5" layer of SF9.5A or S9.5B Asphalt. Final surface layer shall be installed to result in a smooth surface, with no evidence of former depressions, and level transitions to adjoining driveways.

Examples only – See site for extent of repairs needed.



SCOPE OF WORK – DORA COURT

DORA COURT

Mill existing asphalt surface and previous overlay. Worn/damaged road edges to be repaired as best determined by contractor. Overlay the entire length and width of Dora Court with minimum 1.5" layer of SF9.5A or S9.5B Asphalt. Final surface layer shall be installed to result in a smooth surface, with no evidence of former depressions, and level transitions to adjoining driveways.

Examples only – See site for extent of repairs needed.

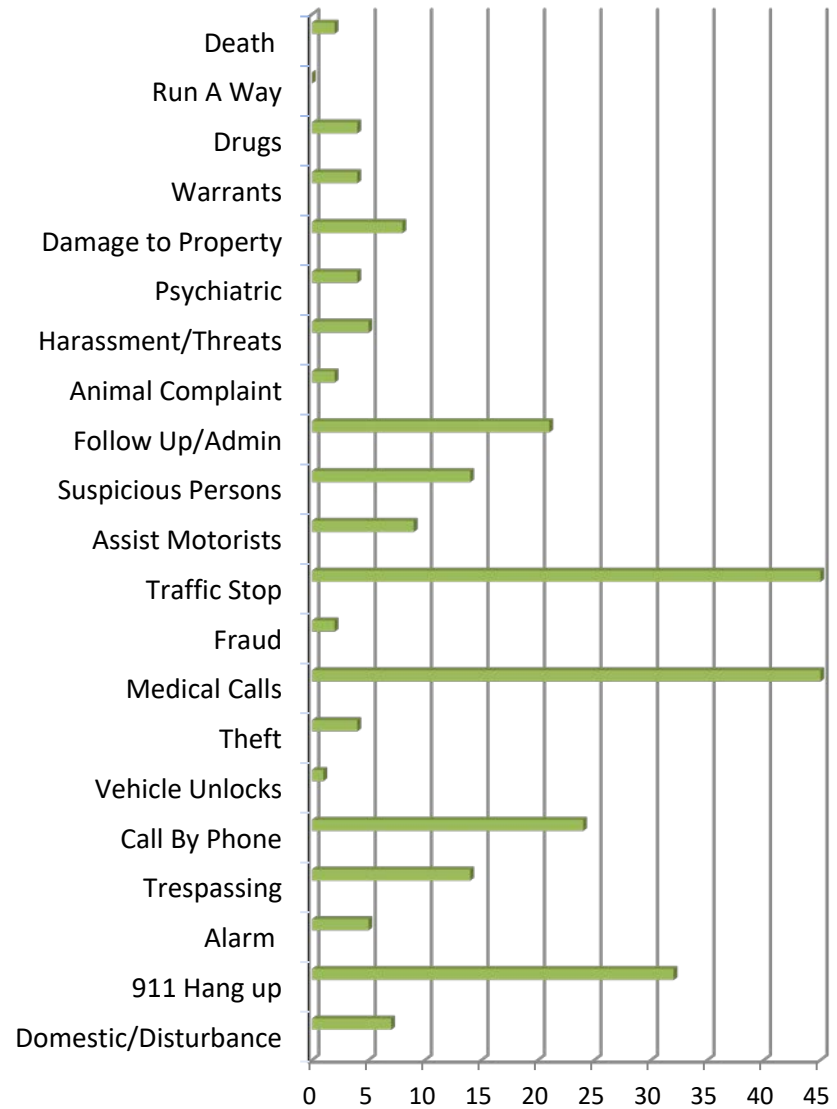


Tab 5 Deputy and WCFD Reports

Cedar Point Reported Calls

Dec 14, 2023 to Jan 13 2024

Nature of Call	Quantity
Domestic/Disturbance	7
911 Hang up	32
Alarm	5
Trespassing	14
Call By Phone	24
Vehicle Unlocks	1
Theft	4
Medical Calls	47
Fraud	2
Traffic Stop	67
Assist Motorists	9
Suspicious Persons	14
Follow Up/Admin	21
Animal Complaint	2
Harassment/Threats	5
Psychiatric	4
Damage to Property	8
Warrants	4
Drugs	4
Run A Way	0
Death	2
TOTAL:	276



**WESTERN CARTERET FIRE EMS
FIRE MARSHAL MONTHLY REPORT**

2023 FIRE MARSHAL MONTHLY REPORT - Bob Penrod	JAN	FEB	MAR	APR	MAY	JUN	JUL	AUG	SEP	OCT	NOV	DEC	TOTAL
INSPECTIONS													
Inspections in Bogue	0	6	3	1	4	20	3	2	2	3	4	0	48
Inspections in Cape Carteret	0	6	10	11	12	10	14	5	5	6	3	0	82
Inspections in Cedar Point	0	10	9	13	15	7	26	10	20	8	8	1	127
Inspections in Pelitier	0	9	0	2	3	3	9	2	3	2	5	2	40
Notice of Violation issued	0	1	0	0	3	6	24	16	14	9	8	1	82
Total Inspections Failed (not included in the total)	0	0	2	1	3	14	24	18	12	4	6	1	FALSE
TOTAL INSPECTIONS COMPLETED	0	32	24	28	40	60	100	53	56	32	34	3	462
SMOKE DETECTORS													
A total number of smoke detectors were installed.	0	0	0	0	0	4	2	0	0	2	2	8	18
A total number of smoke detectors were issued.	0	0	0	1	3	3	2	0	2	6	2	3	22
A total number of smoke detectors were checked.	0	0	0	4	3	2	1	0	8	12	4	4	38
Total number of smoke detectors found not working.	0	0	0	0	1	0	1	0	4	2	2	4	14
TOTAL	0	0	0	5	7	9	6	0	14	22	10	19	92
PLAN REVIEW													
Total number of plans reviews for new construction	0	4	3	3	6	2	2	1	1	1	1	1	25
Total number of plan reviews for renovations	0	1	2	1	1	0	0	1	1	0	1	0	8
Total number of plan reviews for new development	0	1	0	0	3	1	1	0	2	0	0	1	9
TOTAL	0	6	5	4	10	3	3	2	4	1	2	2	42
KNOX BOX													
Total number of Knox Box installations	0	0	0	1	5	1	1	2	2	3	1	0	16
Total number of Knox Box information sheets provided	0	0	3	3	11	2	5	6	4	6	2	0	42
The total number of Knox Box contents was updated.	0	1	0	0	3	1	1	0	2	0	2	0	10
TOTAL	0	1	3	4	19	4	7	8	8	9	5	0	68
FIRE PREVENTION – NUMBER IN ATTENDANCE													
Pre K through 12 th Grade	0	0	0	0	0	50	4	0	0	175	0	0	229
School Staff	0	3	0	0	0	0	0	0	0	22	0	0	25
Adults	0	0	0	0	0	14	0	0	0	3200	0	0	3214
Children under 17	0	0	0	0	0	0	0	0	0	2650	0	0	2650
Static Display	0	0	0	0	0	1	0	0	0	3	2	0	6
Safe Kids	0	1	1	0	0	1	0	0	0	0	0	0	3
Total number of times the Fire Safety House was used	0	0	0	0	0	1	0	0	0	1	1	0	3
FLSE Programs	0	0	1	2	0	1	0	0	1	3	3	0	11
TOTAL	0	4	2	2	0	68	4	0	1	6054	6	0	6141

FIRE MARSHAL BOB PENROD

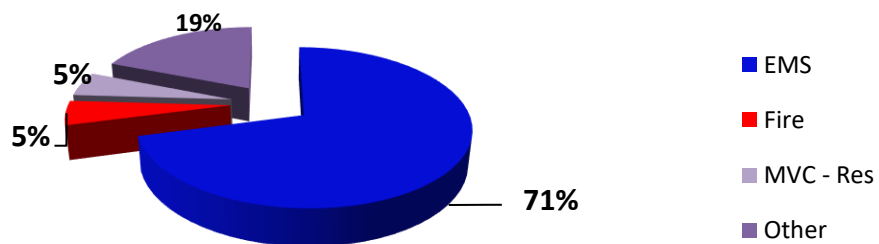
**WESTERN CARTERET FIRE EMS
FIRE MARSHAL MONTHLY REPORT**

COMPLAINTS/CONCERNS													
The total number of complaints and/or concerns	0	2	2	0	2	2	4	2	4	2	6	2	28
FIRE PROTECTION SYSTEMS CHECKOUT													
Fire Alarm System(s)/Plan Review	0	0	1	0	0	2	1	0	1	0	1	1	7
Sprinkler System(s)/Plan Review	0	0	1	1	3	1	1	0	2	0	0	0	9
Hood System(s)	0	0	1	1	1	0	0	0	1	0	0	0	4
TOTAL	0	0	3	2	4	3	2	0	4	0	1	1	20
Non-Compliant Sprinkler System	0	0	3	0	0	2	0	4	4	0	0	0	13
Non-Compliant Hood System	0	0	0	0	0	1	1	0	1	0	0	0	3
TOTAL	0	0	3	0	0	3	1	4	5	0	0	0	36
TRAINING HOURS													
Total number of training hours for Code Enforcement	1	0	3	8	8	42	6	2	7	18	12	8	115
Total number of Fire Investigator hours	7	0	2	3	3	4	0	0	6	7	5	4	41
Total number of general training hours	0	9	5	3	16	11	6	4	12	8	16	16	106
TOTAL	8	9	10	14	27	57	12	6	25	33	33	28	262
MISC MEETINGS													
Meetings (BOC, Planning, Fireworks, Fire Marshal, Etc.)	1	3	3	1	5	4	8	3	4	6	1	2	41
General Admin	8	12	14	6	8	14	12	9	14	9	18	12	136
RESEARCH (HOURS)													
NC Fire Code - NFPA - Ordinances - Etc.	4	12	22	41	28	30	16	8	14	11	6	3	195

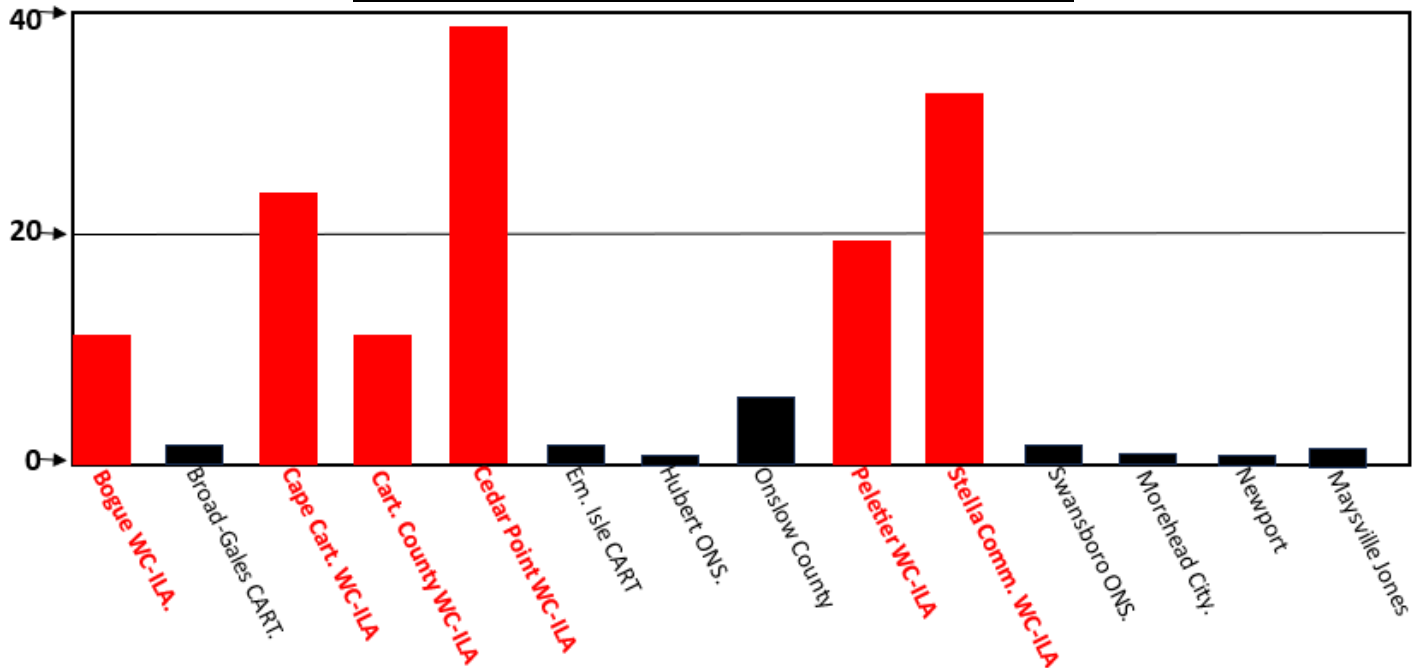
Western Carteret Fire & EMS Department/Interlocal Agency
 Call Volume Report for **12/1/2023** through **12/31/2023**

<u>Community</u>	<u>EMS</u>	<u>Fire</u>	<u>MVC-Resc</u>	<u>Other</u>	<u>TOTAL</u>
1 Bear Creek (Onslow)	0	0	0	0	-
2 Bogue	11	-	-	1	12
3 Broad & Gales	2	-	-	-	2
4 Cape Carteret	13	1	3	8	25
5 Carteret Co. (uninc.)	11	-	-	1	12
6 Cedar Point	31	1	1	6	39
7 Emerald Isle	-	2		-	2
8 Hubert (Onslow)	-	1	-	-	1
9 Jones County	-	-	-	-	1
10 Onslow County	4	1	-	-	5
11 Peletier	14	1	2	2	19
12 Stella Sta. 2, District #2	23	1	2	9	35
14 Swansboro (Onslow)	2	-	-	-	2
15 Morehead City	-	-	-	1	1
16 Newport	1	-		-	-
17 Ons. Cty EMS Stand Bys	-	-	-	-	-
19 Salter Path Indian Bch.	-	-	-	-	-
20 Maysville (Jones)	-	-	-	2	2
TOTAL:	112	8	8	30	158
If we were 2 separate dept:	150	46			
	<u>EMS</u>	<u>Fire</u>	<u>MVC - Resc</u>	<u>Other</u>	
WCFD	112	8	8	30	
	70.9%	5.1%	5.1%	19.0%	

WCFD December 2023 Incident Call/Volume Percentages



Western Carteret Fire & EMS Department/Interlocal Agency
 Call Volume Report for 12/1/2023 through 12/31/2023



The month of **December 2023** call volume was **158** total. This is the normal December average (**150-160**) over the last five to six years.

NOTES: Of these total calls:

- **112** were EMS,
- **8** required the services of both fire and EMS units such as Motor Vehicle Crashes or Rescue type calls.
- **8** were fire, possible fire, or potential fire related calls. There was **1** structure or building type fires in another district to which we provided Mutual Aid.

➤ **30** were “other”.

Other may cover:

- False alarm or false calls (*could be fire or EMS or both*)
- Dispatched and cancelled en-route (*could be fire or EMS or both*)
- Public service and public assistance (*could be fire or EMS or both*)
- Service Call, other (*could be fire or EMS or both*)
- No incident found on arrival at dispatch address (*usually fire related*)
- Special type of incident not clarified (*could be fire or EMS or both*)

In many or most cases all “other” listed calls are “potential” emergencies. Many of the “public service”, “public assistance” and “service” calls are directly related to assisting our citizen/customers who have medical conditions and must be assisted in getting from a car into a residence, or vice-versa when going to or from medical appointments, etc. Also, many are lift assists for the disabled or elderly.

- In December– **16** calls or approximately **10.1 %** of the responses were mutual aid or auto aid calls **to** our neighboring communities, this does **NOT** include EMS Stand-bys to Onslow County.
- EMS Stand-bys to Onslow County were **0**. We were called to Onslow for actual EMS calls **6** time in December.
- **See the following chart on page 3 for comparison month by month to the previous year.**


Western Carteret Fire & EMS Department/Interlocal Agency
 Call Volume Report for 12/1/2023 through 12/31/2023

2023	Jan	Feb	Mar	Apr	May	June	July	Aug	Sept	Oct	Nov	Dec	YTD
EMS	105	100	96	93	101	129	164	120	132	106	110	112	1368
Fire	14	17	8	19	19	20	36	27	25	22	26	8	241
MVC-Res	2	2	7	18	11	8	11	4	9	7	12	8	99
Other	21	8	21	28	16	16	17	16	20	20	26	30	239
Total	142	127	132	158	147	173	228	167	186	155	174	158	1947

Numbers at the end of each year are often adjusted to reflect adjustments found in actual call types.

2022	Jan	Feb	Mar	Apr	May	June	July	Aug	Sept	Oct	Nov	Dec	YTD
EMS	108	94	136	127	136	121	134	109	109	145	113	106	1438
Fire	15	15	22	24	25	25	38	18	38	21	23	20	284
MVC-Res	10	4	5	10	9	11	11	16	5	6	9	5	101
Other	51	27	14	19	13	15	9	14	12	13	16	25	228
Total	184	140	177	180	183	172	192	157	164	185	161	156	2051

Respectfully


 Kevin J. Hunter Chief of Department